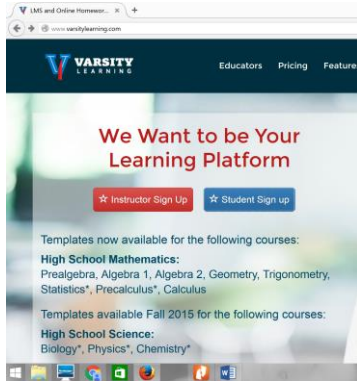
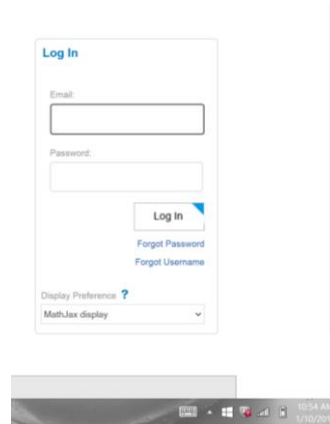


## Accessing Varsity Learning

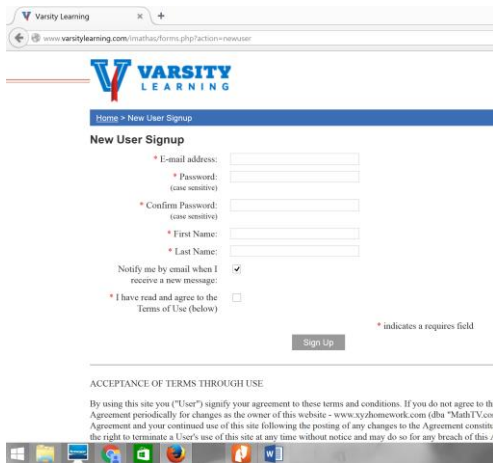
1. <http://www.varsitylearning.com/>
2. Click the blue student sign up button




5. Click return to login page and log in with your email and password



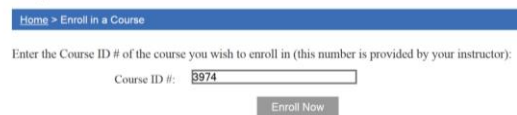
3. Enter email/password/confirm password/first name/last name
4. Click the I have read the terms and agreements box then click sign up.



6. Click on enroll in class



7. Type in 4008 and click enroll now



8. Click on link in top Left Corner #4008: Yost Pre-Caclulus Spring 2016

Home

Courses you're teaching

[#4008: Yost Precalculus](#)

[Spring 2016](#)

9. Scroll down the section you were asked to complete in class.

5.4 **Right Triangle Trigonometry**

Cofunction Identities:

$\cos t = \sin\left(\frac{\pi}{2} - t\right)$	$\sin t = \cos\left(\frac{\pi}{2} - t\right)$
$\tan t = \cot\left(\frac{\pi}{2} - t\right)$	$\cot t = \tan\left(\frac{\pi}{2} - t\right)$
$\sec t = \csc\left(\frac{\pi}{2} - t\right)$	$\csc t = \sec\left(\frac{\pi}{2} - t\right)$

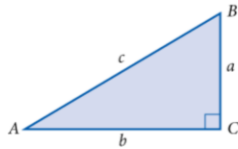
Video Lessons: [Finding Trig Functions on Calculator](#) [+]  
[Finding Trig Functions Using a Right Triangle](#) [+]  
[Relate Trig Functions to Sides of a Right Triangle](#) [+]  
[Determine Six Trig Functions from a Triangle](#) [+]  
[Determine Length of Right Triangle Side](#) [+]

10. Click on the pencil next to the section number

5.4 **Right Triangle Trigonometry**

11. Enter answers in the spaces provided. You will have 3 attempts

This problem refers to a right triangle  $ABC$  with  $C = 90^\circ$ . Use the given information to find the six trigonometric functions of angle  $A$ .



$b = 20, c = 29$

sin  $A =$   Preview

cos  $A =$   Preview

tan  $A =$   Preview

cot  $A =$   Preview

sec  $A =$   Preview

csc  $A =$   Preview

Points possible: 1  
This is attempt 1 of 3.

12. You can click on preview to see if the answer you typed in looks the way you want it to.

sin  $A =$   Preview  $\frac{21}{29} = 0.7241379310344828$

cos  $A =$   Preview

13. When you are satisfied with your answers you can click submit at the bottom.

csc  $A =$   Preview

Enter a mathematical expression [more..]

Points possible: 1  
This is attempt 1 of 3.

Submit

14. If you answered everything correctly you will see the following at the top of the screen

Score on last attempt: 1 out of 1 (parts: 0.17/0.17, 0.17/0.17, 0.17/0.17, 0.17/0.17, 0.17/0.17, 0.15/0.15)

Score in gradebook: 1 out of 1 (parts: 0.17/0.17, 0.17/0.17, 0.17/0.17, 0.17/0.17, 0.17/0.17, 0.15/0.15)

[Next Question](#)

[Try another similar question](#), reattempt last question below, or select another question.

15. You have choices from here.

- a. If you need more practice, you can click on try another similar question.
- b. If you are ready to move on to the next question click next question.
- c. At any time you can move to any other question by clicking on any of the questions at the left

16. If you get any part of a question wrong, you will see the following screen and have 2 more chances to get it r

Score on last attempt: 0.3 out of 1 (parts: 0/0.17, 0/0.17, 0.17/0.17, 0/0.17, 0/0.17, 0.15/0.15)

Score in gradebook: 0.5 out of 1 (parts: 0.17/0.17, 0.17/0.17, 0.17/0.17, 0/0.17, 0/0.17, 0/0.15)

[Next Question](#)

[Try another similar question](#), reattempt last question below, or select another question.

$\sin A =$   [Preview](#)  
 $\cos A =$   [Preview](#)  
 $\tan A =$   [Preview](#)  
 $\cot A =$   [Preview](#)  
 $\sec A =$   [Preview](#)  
 $\csc A =$   [Preview](#)

Points possible: 1  
 This is attempt 3 of 3.  
 Score on last attempt: (0, 0, 0.17, 0, 0, 0.15), Score in gradebook: (0.17, 0.17, 0.17, 0, 0, 0), Out of: (0.17, 0.17, 0.17, 0.17, 0.17, 0.15)

[Submit](#)

The buttons below that you will use the most are:



Course: Takes you back to the course home page

Gradebook: Check your scores for assignments that you have completed

Log Out: You can log out at any time and come back and finish. Your progress will be saved automatically.

## Entering Math

For some types of questions, you need to enter a mathematical expression. The system follows order of operations, so use grouping symbols as much as necessary.

Here is some help on how to enter expressions:

Symbol	Meaning
* / + -	Multiply, divide, add, subtract
^	Powers. $2^3 = 8$ .
sqrt	Square root. $\text{sqrt}(4) = 2$
()	Parentheses, for grouping. $(2+6)/2 = 4$ , while $2+6/2 = 5$ .
e, pi	The standard constants
abs	Absolute Value. $\text{abs}(-4) = 4$
sin,cos,tan,sec,csc,cot,sinh,cosh	Standard trig function. Be sure to enter as $\text{sin}(2)$ , not $\text{sin } 2$
arcsin,arccos,arctan,arcsinh,arcosh	Inverse trig functions. Note arcsec, arccsc, and arccot are not defined
sin^-1, cos^-1, tan^-1	Alternative entry for inverse trig functions. Use like $\text{sin}^{-1}(0.5)$
ln	Natural Logarithm base e
log	Common Logarithm base 10
!	Factorial
oo	Infinity. Those are two lowercase o's, like the middle of the word "look"

---