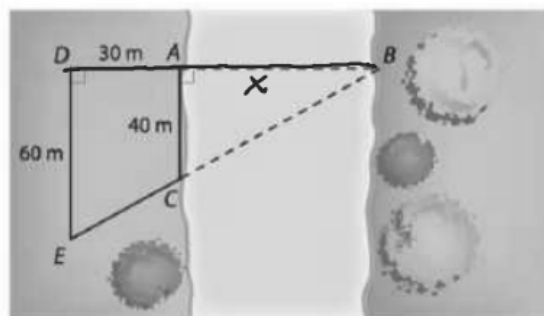


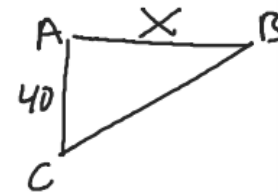
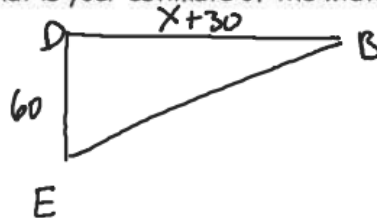
11. As part of their annual October outing to study the changing colors of trees in northern Maine, several science club members from Pland Regional High School decided to test what they were learning in their math class by finding the width of the Penobscot River at a particular point A as shown below.

Pacing from point A, they located points D, E, and C as shown in the diagram below.



20
45
60
80
75
170

What is your estimate of the width of the river at point A?



$$\frac{40}{60} = \frac{X}{X+30}$$

$$60X = 40X + 1200$$

$$20X = 1200$$

$$X = 60$$