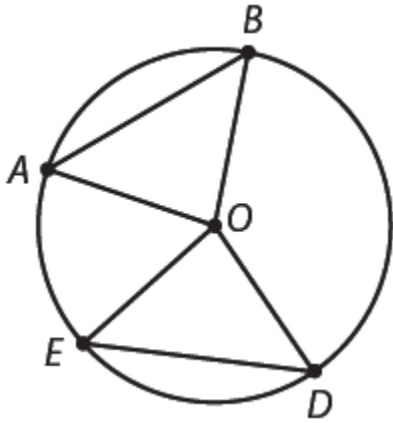


Name: _____


Block: _____

PRACTICE QUIZ: UNIT 6 LESSON 1 – CIRCLES

1. In the circle with center O below, $\overline{AB} \cong \overline{ED}$. Prove that $\angle BAO \cong \angle DEO$.





2. Line ℓ is tangent to a circle with center O at point X . In addition, point Y is on ℓ , \overline{YZ} is tangent to the circle at point Z , $XY = 15$ cm, and $YO = 20$ cm.
- a. Sketch and label a diagram that matches the above description. b. Determine the radius of the circle. Show your work.



- c. Determine the measure of $\angle XYZ$. Show your work.

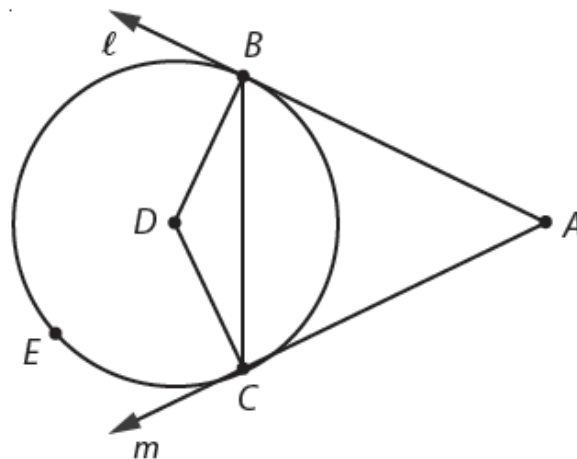
- d. Determine measure of XZ . Explain.



3. In the diagram right, lines ℓ and m are tangent to the circle with center D at points B and C , respectively.

a. Prove that $\angle ABC \cong \angle ACB$.

b. If $BD = 5$ inches and $BC = 9$ inches, find $m\widehat{BEC}$.



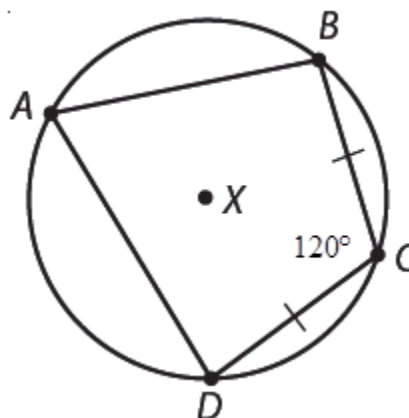
c. Draw an angle in the diagram above so that the measure of your angle is half the measure of $\angle BDC$.

4. Find the measure of each indicated segment or the measure of each indicated angle.

a. Points $A, B, C,$ and D are on a circle with center X .

i. $m\widehat{BAD}$

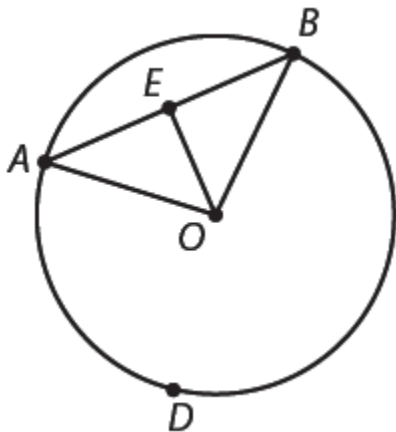
ii. $m\widehat{CD}$



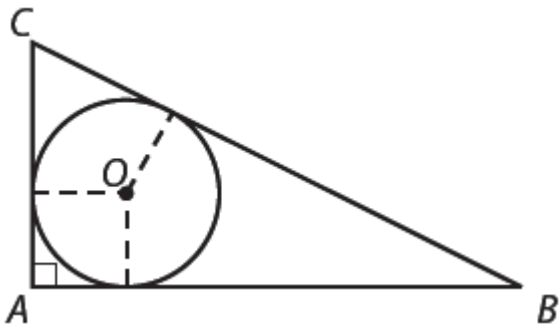
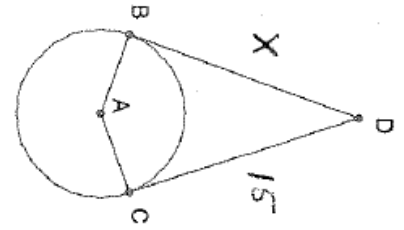
b. Points $A, B,$ and D are on a circle with center O . Additionally, E is the midpoint of \overline{AB} and $m\widehat{AB} = 100^\circ$.

i. $m\widehat{BDA}$

ii. $m\angle OBE$



5. \overline{BD} is tangent to circle A at B and \overline{CD} is tangent to circle A at C. Find the value of x.



6. Each side of right $\triangle ABC$ is tangent to the circle with center O . The radius of the circle is 6 inches and the length AC is 18 inches. Find each of the following. Show your work or explain your reasoning.

a. $m\angle C$

b. $m\angle B$

c. \overline{BC}